



UNIVERSITY OF DEBRECEN
Medical and Health Science Center

FACULTY
OF DENTISTRY





DEBRECEN

Debrecen is the second largest city in Hungary with more than 200,000 inhabitants, situated 225 kilometers eastward from the capital city Budapest. It has a flourishing historical, cultural, as well as student life and the rapid infrastructural developments have made it one of the most beautiful cities in Hungary.

As Debrecen has strong cultural and artistic traditions, various places offer good opportunity for pastime activities including the Főnix Hall and Kölcsey Center both hosting a wide range of musical events all year long. The Déri Museum displays items of craftsmanship and life-style unique to Eastern Hungary while Modem is one of the largest and most up-to-date modern and

contemporary art centers of the country. Debrecen also hosts widely-known festivals including the Deszka Theatrical Festival and the Debrecen Summer Theatrical Evenings. The famous Flower Festival together with the Debrecen Jazz Days attracts thousands of visitors from abroad and other parts of Hungary creating good environment for entertainment and relaxation. Year by year sports fans can attend different international events organized in Debrecen, like swimming, fencing and hot-air balloon championships. In addition, many people support the city's most popular football team called DVSC playing often with such reputable foreign teams as Liverpool, Manchester United, and Fiorentina.

Also known as a "University town", Debrecen is one of the country's most important educational centers with more than 30,000 students attending one or more of the University's seven campuses. Being an outstanding part of this complex, the Faculty of Dentistry is located at the campus of the Medical and Health Science Center that operates as a regional health services provider as well.



HISTORY OF THE DEPARTMENT OF DENTISTRY



Csaba Hegedűs
M.D., L.D.S., Ph.D.
Dean

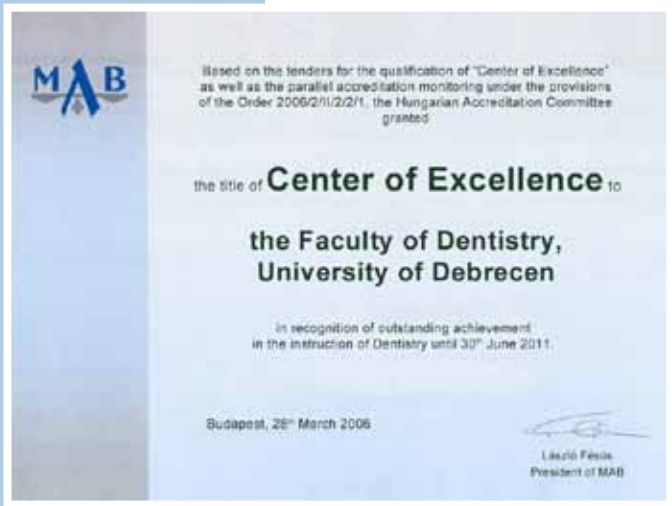


Klára Matesz
M.D., D.S.c., Ph.D.
Vice-Dean for Educational
Affairs



Pál Redl
M.D., L.D.S., Ph.D.
Vice-Dean for General
Affairs

Dental sciences were first introduced to the University of Debrecen as Stomatology courses for medical students at the Department of Surgery in 1976. Subsequently, the course was not merely organized as an extension of the Medical program but it was re-structured into a completely separate training. In 1988 the Department moved into a new and well-equipped building, which serves as the main site of education also today. In 1996 the Faculty of Dentistry was awarded the title of "Center of Excellence" by the Hungarian Accreditation Committee for its educational, research, and remedial achievements. Meanwhile the newly established departments of Prosthetics, Periodontics and Anatomy increased the already high standard of instruction. In the following years the Faculty introduced the fields of Dental Biochemistry and Dental Medicine, and in 2000 the disciplines of Restorative Dentistry, Surgery, Physiology, Pharmacy, Microbiology and Pathology became parts of the curriculum of dental studies. The Dentistry Program for English Program Students was established in 2003, and today the Faculty of Dentistry has over 700 international students.



DENTISTRY (D.M.D)

Duration of studies: 5 years
(10 semesters)

The five-year program has been carefully structured and designed to ensure the high standard of knowledge, skills and responsibility of dental surgeons.

During the first and second year, a thorough understanding of the basic medical sciences is gained. In the beginning of the program, lectures in Odontology and Preventive Dentistry make students acquainted with dental anatomy and the prevention of cavities. In addition to the extensive theoretical education, the basics of dental training is also introduced with subjects like Medical Chemistry, Biophysics, Anatomy, Molecular Biology, Cell Biology, Genetics, Physiology, Biochemistry, and Neurobiology.

From the second year, some special dental disciplines are instructed such as Dental Materials and Introduction to Fixed Prosthesis by which students can gain understanding of materials used for taking impressions or making crowns, and they also acquire the basics of tooth preparation for crowns and bridgework.

During the third year, which is a pre-clinical year, students learn the principles of patient treatment. Moreover, they will have profound training in medical subjects of Pathology, Immunology, Microbiology, Clinical Biochemistry, and Surgical Operative Techniques. Concerning dental disciplines, they are taught Oral Surgery, Oral Radiology, and they also learn about cavity preparation as well as fixed and removable prosthetics during practical seminars in the phantom head laboratory.




In the course of the fourth and fifth year, students complete their Clinical Practice, while they treat patients of various departments.

During the program, students are required to take either written or oral examinations in all compulsory subjects at the end of each semester. Students can only proceed to the next semester if they pass each exam. However, they may get exemptions from the end-of-semester examinations if they successfully complete the mid-term self-control tests.

In the fifth year, students of Dentistry are required to write a thesis in a selected topic with the help of an assigned professor. Once it is submitted, students must defend their dissertation and take five major exams covering Prosthetics, Restorative Dentistry, Paediatric Dentistry, Oral Surgery, and Periodontology. If they complete these exams successfully, they are required to take the final examination which consists of a written test based on the focal points of disciplines acquired during the 5-year program of Dentistry, as well as an oral presentation of patient care, including patient history, diagnosis, and a proposed treatment plan.





DEPARTMENTS

Department of Prosthetic Dentistry

In the second year, students start their course work in Prosthetic Dentistry covering the use of dental materials and the basics of tooth preparation for crowns and bridges.

The course continues in the third year, covering tooth preparation in the phantom head laboratory. In the fourth and fifth year, students will start treating patients by preparing crowns, bridges, as well as partial and full dentures.

They deepen their knowledge in the fields of aesthetics, dental implants, and modern prosthetic techniques, such as tooth-whitening. The Department also specializes in treating patients with specific allergies and post-surgical prosthetic needs, thus students have a chance to learn about different patient needs and gain an insight to interesting treatment plans. Students may also have the opportunity to take part in their professors' research.

Department of Restorative Dentistry

The course of Restorative Dentistry starting in the first year focuses on basic dental anatomy, with special emphasis on teeth and their supporting structures. This subject continues in the third year, during which students learn how to carry out tooth and root canal fillings in phantom head laboratories. Fourth and fifth year students will have the chance to meet patients for treatment. The Department has excellent instructors who teach students how to diagnose and treat patients, as well as the use of materials. From the third year on, students have the opportunity to join the academic work of the Department and a good number of excellent research projects are presented at the Student





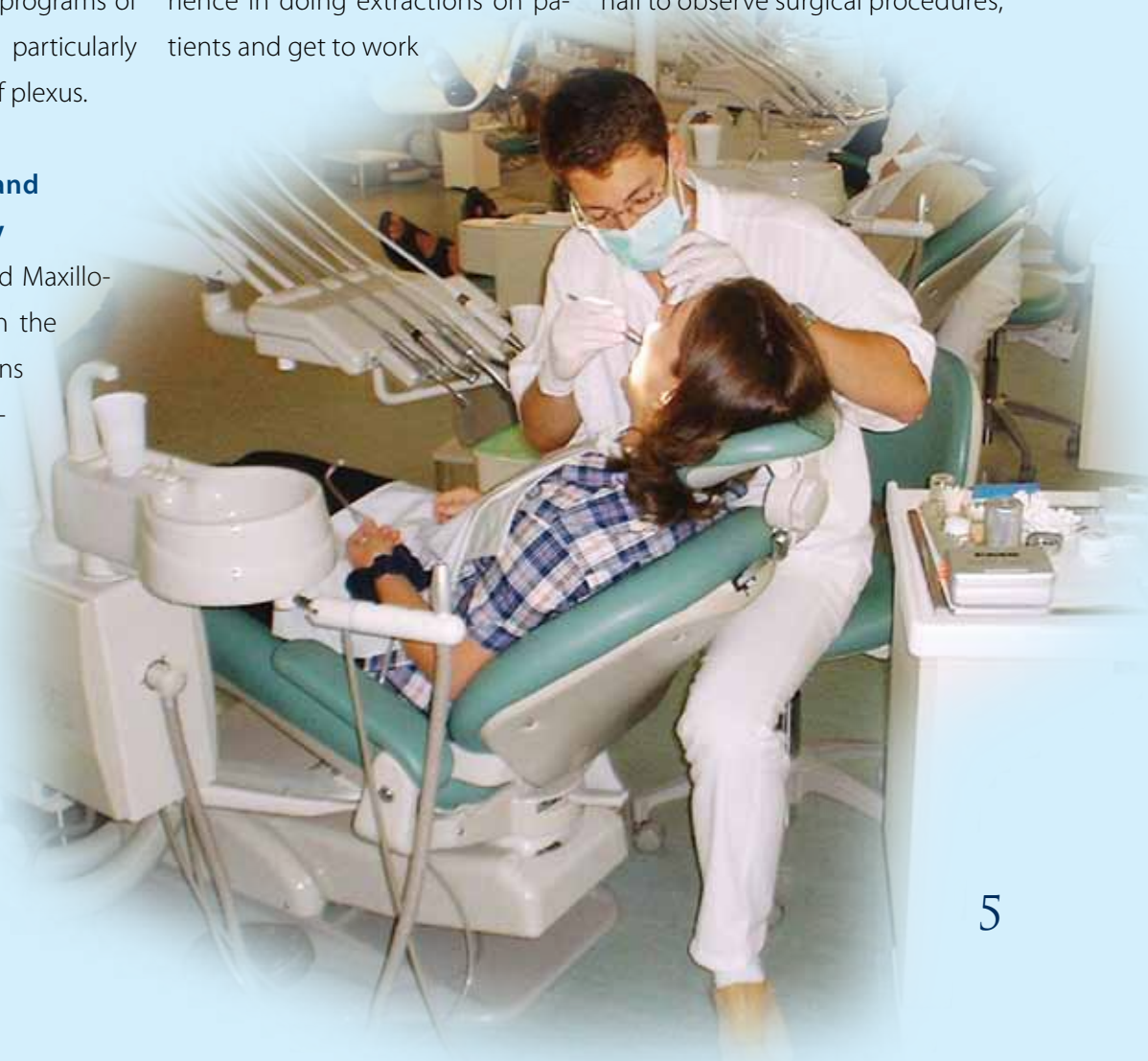
Scientific Conference each year. The Department of Restorative Dentistry also has PhD programs of international esteem, particularly regarding the subject of plexus.

Department of Oral and Maxillofacial Surgery

Course work in Oral and Maxillofacial Surgery begins in the third year with lessons on instruments, techniques and anesthesia in extraction work. In each successive year, students will continue learning about all aspects of Oral Surgery, including extractions, surgical techniques and oral diseases (e.g.

cancerous and non-cancerous lesions). Students will acquire experience in doing extractions on patients and get to work

with maxillofacial surgeons. Students may also visit the operating hall to observe surgical procedures,





such as facial reconstruction or the surgical removal of a tumor. The Department will be moving into a new facility by January 2011, and looks forward to working with students who are interested in the research of new surgical techniques.

Department of Periodontology

Periodontology is a special discipline of Dentistry that studies the supporting structures of teeth and the conditions affecting them. Students primarily focus on scaling and polishing, as the removal of dental calculus is an important part of the treatment of periodontal

diseases. Students also have the opportunity to observe surgical periodontal procedures performed by professors. Periodontology is part of the curriculum of fourth and fifth year students, while oral medicine is the topic of the fifth year. Lecturers and tutors of the Department are also involved in significant scientific research.

Department of Pediatric Dentistry and Orthodontics

The field of Pediatric Dentistry focuses on children's dental treatment. With the subject of Preventive Dentistry, first year students learn to teach patients how to maintain good oral hygiene practices starting from a young age. In the fifth year, the Department instructs students how to deal with concerns of primary and junior secondary pupils' dentition. During the fifth year, students treat patients involving such procedures as fissure sealing, endodontics, fillings, and the fixing of traumatized teeth. A highly important goal is to teach students how to make a child feel comfortable at the dentist's.

The department of Orthodontics works in cooperation with the Department of Pediatric Dentistry and is concerned with treating the





malposition of the teeth. Students are taught about the normal position of the denture, main variations of a standard, as well as the best methods and techniques on fixing them and providing patients with the best possible outcome. Students may help teachers with treating patients and working out solution plans.

Both departments follow the principles of the Teddy Bear Program, providing dental students with the tools to educate parents and elementary school children for proper oral care by using games and demonstrations.

What is the Teddy Bear Program?

The Teddy Bear Program was invented in Sweden and its aim is to

reduce children's fear during dental treatment and gain their confidence in dentists by talking and playing games. It has been adopted by countries such as Austria, Germany, Holland, and Norway. The University of Debrecen became a member of the program in 2005.





WHY STUDY DENTISTRY AT THE UNIVERSITY OF DEBRECEN?



- The Faculty of Dentistry meets the requirements of the European Union and the degree received is accepted in all EU countries and several other countries around the World.
- The Faculty provides internationally recognized education of high standard and aims at training professional dentists confident to work all over the World.
- As students gain proficiency in several disciplines, they are welcome to join the academic work and research conducted by the different institutes. Successful research may be accepted as a thesis in the last year of the program.
- The Faculty participates in the Erasmus Program, thus students have a chance to spend a semester or a whole academic year at a foreign university in Europe. Students can still carry on with their dental studies during this exchange period.
- From the second year on, students can take part in the prevention team by helping in the Teddy Bear Hospital Program.
- The University is not all about study, students can choose from a wide-range of extra-curricular activities. The University has a variety of sports clubs like, football, handball and tennis teams with well-equipped facilities.
- Other relaxing and entertaining events include the Freshman's Ball, Dental Nights, Medical New Year's Eve, Medical Sports Cup, and Medical Week, during which students can enjoy good company.



STUDENT HOSTELS

Augustza Student Hostel

Number of beds: 300

1, 2 or 3 bed-apartments

Equipment: fridge, microwave, electric oven and kitchenware, bathroom and balcony in each apartment

Other services: parking lot, fitness room, sauna, laundry room, conference hall and copy shop

Prices: 300-600 euro/month/person

For information on accommodation please contact the University's partner agency TROUBLESHOOTER through their website at www.troubleshooter.hu



Foreign Medical Student Association:

Address: Markusovszky Lajos Student Hostel Number III.

22 Móricz Zsigmond krt. Debrecen 4032

Phone: +36 52 532-203, +36 52 411-717/55220

Website: www.fmsa.hu





Contacts of the Faculty of Dentistry, Medical and Health Science Center

98 Nagyerdei krt., 4032 - Debrecen, Hungary

Postal Address: 4012 Debrecen Pf. 13.

Phone: + 36 52 255-308

Phone/Fax: +36 52 255-208

E-mail: fokdh@med.unideb.hu

<http://dental.deoec.hu>

Staff of the Educational Secretariat:

István Lampé M.D., L.D.S. – Head of Educational Secretary

Phone/fax: +36 52 255-208

E-mail: ilampe@med.unideb.hu

Éva Böszörményi - Educational Administrator

Márta Terebesi - Educational Administrator

Éva Szabó Jánosné - Administrator

Éva Menyhárt - Postgraduate training administrator

Phone: +36 52 255-515

E-mail: fokdh@med.unideb.hu

